

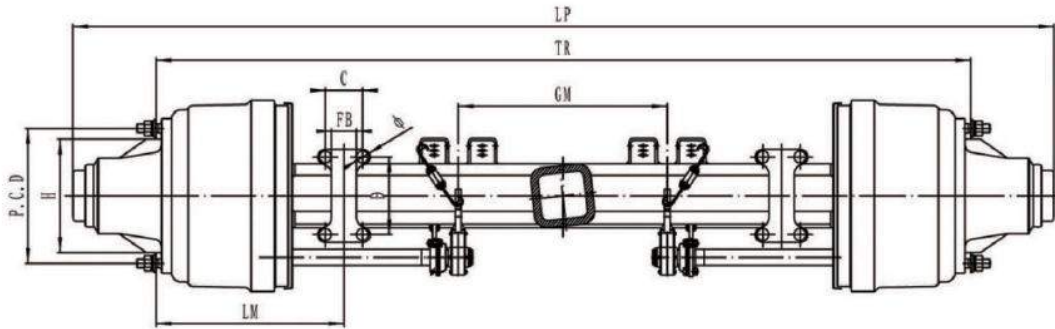
Beijing Jun Kai Xiang International Trade Co.,Ltd

American Axle Catalogue

Tel: 0086-10-57110197 What's App: 0086-13831989077

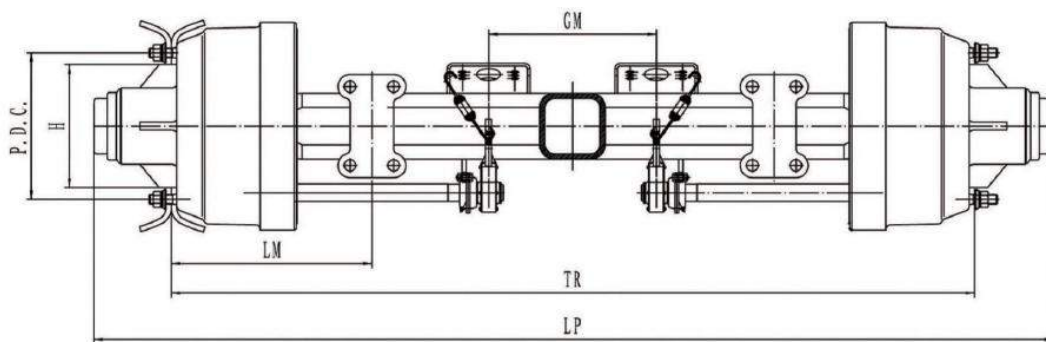
Email: helen@jkxbj.com

1, American Built-in Axle



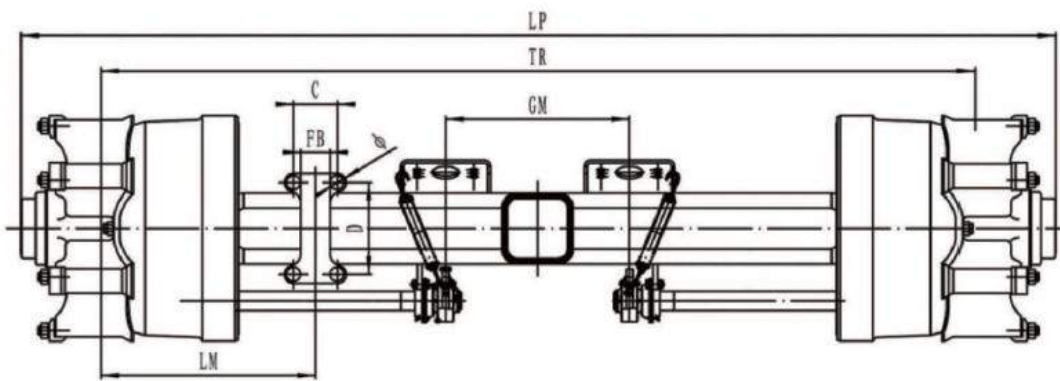
Type	105km/h Max Capacity (kg)	Stand Of Arrestor (mm)	Track TR (mm)	Center Distance of brake Chamber GM (mm)	Axle Tube	Spring Seat Installation LM (mm)	Wheel Fixing			Total Length LP (mm)	Weight t (kg)	Bearing
							Stud	P.C.D (mm)	H (mm)			
JKX13BF-061	13.000	420*180	1840	388	□150*12	≤455	10-M22*1.5 ISO	335	280	2196	360	518455/10 518455/10
JKX14BF-062	14.000	420*220	1840	343	□150*13	≤455	10-M22*1.5 ISO	335	280	2196	370	518455/10 518455/10
JKX15BF-063	15.000	420*180	1850	401	□150*14	≤455	10-M22*1.5 ISO	335	280	2218	390	518455/10 220149/10
JKX16BF-064	16.000	420*220	1850	354	□150*16	≤455	10-M22*1.5 ISO	335	280	2218	420	518455/10 220149/10
JKX20BF-065	20.000	420*220	1850	350	□150*18	≤455	10-M22*1.5 ISO	335	280	2268	435	518445/10 32222

2, American Outboard Axle



Axle type	105km/h Rate Load (kg)	"S"Cam Brake Series (mm)	Track TR (mm)	Spring Seat Installation LM (mm)	Axle tube (mm)	Center Distance of Brake Chamber GM(mm)	Wheel Fixing			Total Length (mm)	Weig ht (kg)	Bearing
							Studs	P.C.D (mm)	H (mm)			
JKX11BY-041W	10,500	420*180	1820	≤435	∅127	368	10-M22*1.5 ISO	335	281	2170	360	Outer HM51844 5/10
JKX11BY-042W	10,500	420*180	1820	≤435	∅127	368	8-M20*1.5 JAP	285.75	221	2170	363	
JKX13BY-051W	13,000	420*180	1968.5	≤435	∅127	504	10-M22*1.5 ISO	285.75	221	2318	365	Inner
JKX11BF-043W	10,500	420*180	1820	≤435	∅127	368	10-M22*1.5 ISO	335	281	2170	360	HM51844 5/10
JKX11BF-044W	10,500	420*180	1820	≤435	∅127	368	8-M20*1.5 JAP	285.75	221	2170	363	
JKX13BF-045W	13,000	420*180	1840	≤455	∅150	388	10-M22*1.5 ISO	335	281	2190	362	
JKX13BF-046W	13,000	420*180	1840	≤455	∅150	388	8-M20*1.5 JAP	285.75	221	2190	365	
JKX16BY-045W	16,000	420*220	1850	≤455	∅127	354	10-M22*1.5 ISO	335	281	2210	420	Outer
JKX16BF-046W	16,000	420*220	1850	≤455	∅150	354	10-M22*1.5 ISO	335	281	2210	423	HM51844 5/10 Inner HM22014 9/10

3, American Six Spoke Axle



Axle Type	105KM/h Max Capacity (kg)	Standard of Arrester	Track TR	Centre Distance of Brake Chamber GM	Axle Tube	Spring Seat Installation ≤455	Wheel fixing			Total Length LP (mm)	Weight	Bearing
							Stud	P.C.D	H			
JKX13LF-071	13,000	420*180	1817	397	Φ127	≤455	6-3/4"*10 BSW	285.75		2156	356	518445/10 518445/10
JKX13LF-072	13,000	420*180	1850	430	Φ127	≤455	6-3/4"*10 BSW	285.75		2188	368	518445/10 518445/10
JKX13LF-073	13,000	420*180	1817	397	□127	≤455	6-3/4"*10 BSW	285.75		2142	370	518445/10 518445/10
JKX13LF-074	13,000	420*180	1840	420	□127	≤455	6-3/4"*10 BSW	285.75		2154	380	518445/10 518445/10